

Catalogue Ball valves

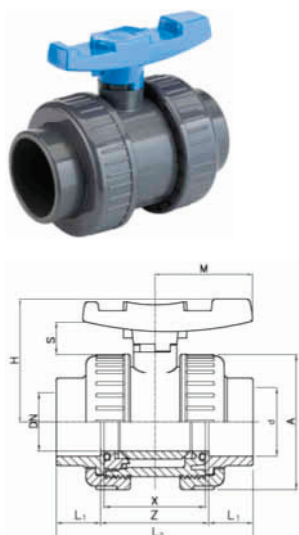
April 2010

Pressure Piping Systems
for Water Applications



PVC-U safeblock water ball valves

Double union safeblock ISO PVC-U Ball valve with solvent cement sockets

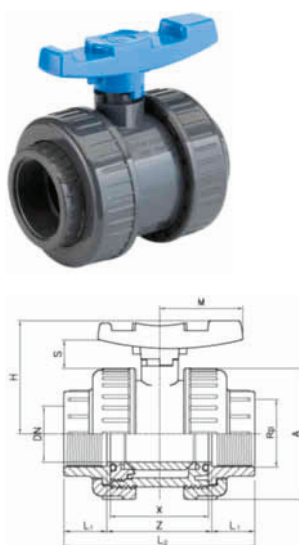


d [mm]	d [inch]	DN [mm]	PN	EPDM Code	SP	GP	kg
16		10	16	VSA22I160	50	-	0.130
20		15	16	VSA22I200	50	-	0.130
25		20	16	VSA22I250	45	-	0.205
32		25	16	VSA22I320	50	-	0.295
40		32	16	VSA22I400	36	-	0.435
50		40	16	VSA22I500	24	-	0.680
63		50	16	VSA22I630	13	-	1.160
75	2 ½	65	10	VSA22I750	8	-	2.090
90		80	10	VSA22I900	4	-	3.310
110		100	10	VSA22I910	2	-	5.925

d [mm]	A [mm]	H [mm]	M [mm]	S [mm]	X [mm]	L1 [mm]	Z [mm]	L2 [mm]
16	50	53	40	19	42	14	48	76
20	50	53	40	19	41	16	48	80
25	59	60	45	19	48	19	53	91
32	68	67	51	21	54	22	58	102
40	80	79	59	25	62	26	68	120
50	94	90	70	27	72	31	78	140
63	115	107	84	29	86	38	93	169
75	145	129	103	32	110	44	118	206
90	168	143	120	36	128	51	140	242
110	210	169	141	43	150	61	160	282

PF 2 02 956 010

Double union safeblock B.S.P. PVC-U Ball valve with threaded sockets Rp



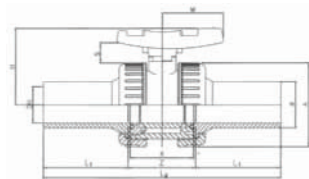
Rp [inch]	DN [mm]	PN	EPDM Code	SP	GP	kg
¾	10	16	VSA22F160	150	-	0.130
½	15	16	VSA22F200	150	-	0.130
¾	20	16	VSA22F250	100	-	0.205
1	25	16	VSA22F320	60	-	0.295
1 ¼	32	16	VSA22F400	36	-	0.430
1 ½	40	16	VSA22F500	24	-	0.655
2	50	16	VSA22F630	16	-	1.160
2 ½	65	10	VSA22F750	8	-	2.045
3	80	10	VSA22F900	4	-	3.250
4	100	10	VSA22F910	2	-	5.820

Rp [inch]	A [mm]	H [mm]	M [mm]	S [mm]	X [mm]	L1 [mm]	Z [mm]	L2 [mm]
¾	50	53	40	19	42	14	48	76
½	50	53	40	19	42	16	48	80
¾	59	60	45	19	48	19	53	91
1	68	67	51	21	54	22	58	102
1 ¼	80	79	59	25	62	26	68	120
1 ½	94	90	70	27	72	31	78	140
2	115	107	84	29	86	38	93	169
2 ½	145	129	103	32	110	44	118	206
3	168	143	120	36	128	51	140	242
4	210	169	141	43	150	61	160	282

PF 2 02 956 010



Double union safeblock PVC-U Ball valve with spigots PE100 SDR11

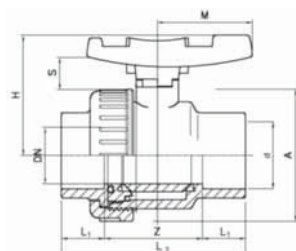


PF 2 02 956 010

d [mm]	PN	EPDM Code	SP	GP	kg	D [mm]	H [mm]	L [mm]	L1 [mm]	L2 [mm]	L3 [mm]	e [mm]
20	16	VSA22B200	30	-	0.210	95	53	175	67	42	40	1.8
25	16	VSA22B250	20	-	0.210	105	60	195	77	48	45	2.3
32	16	VSA22B320	10	-	0.310	115	67	147	87	54	51	2.9
40	16	VSA22B400	10	-	0.450	140	79	233	102	62	59	3.6
50	16	VSA22B500	6	-	0.800	150	90	265	119	72	70	4.5
63	16	VSA22B630	3	-	1.255	165	107	278	146	86	84	5.7
75	16	VSA22B750	1	-	2.400	185	129	348	179	110	103	6.8
90	10	VSA22B900	1	-	3.625	200	143	350	209	128	120	8.2
110	10	VSA22B910	-	-	0.001	220	169	412	250	150	141	10.0



Single union safeblock ISO PVC-U Ball valve with solvent cement sockets



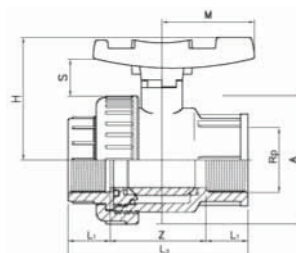
PF 2 02 956 010

d [mm]	d [inch]	DN [mm]	PN	Code	SP	GP	kg
16		10	16	VSA18I160	180	-	0.100
20		15	16	VSA18I200	180	-	0.100
25		20	16	VSA18I250	120	-	0.160
32		25	16	VSA18I320	75	-	0.230
40		32	16	VSA18I400	45	-	0.340
50		40	16	VSA18I500	30	-	0.525
63		50	16	VSA18I630	16	-	0.890
75	2 ½	65	10	VSA18I750	8	-	1.640
90		80	10	VSA18I900	5	-	2.450
110		100	10	VSA18I910	2	-	4.100

d [mm]	A [mm]	H [mm]	M [mm]	S [mm]	L1 [mm]	Z [mm]	L2 [mm]
16	50	53	40	19	14	48	76
20	50	53	40	19	16	48	80
25	59	60	45	19	19	53	91
32	68	67	51	21	22	58	102
40	80	79	59	25	26	68	120
50	94	90	70	28	31	78	140
63	115	107	84	29	38	93	169
75	145	129	103	32	44	118	206
90	168	143	120	36	51	140	242
110	210	169	141	43	61	160	282



Single union safeblock B.S.P. PVC-U Ball valve with threaded sockets Rp

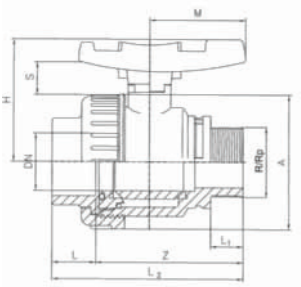


PF 2 02 956 010

Rp [inch]	DN [mm]	PN	EPDM Code	SP	GP	kg	A [mm]	H [mm]	M [mm]	S [mm]	L1 [mm]	Z [mm]	L2 [mm]
¾	10	16	VSA18F160	180	-	0.100	50	53	40	19	14	48	76
½	15	16	VSA18F200	180	-	0.100	50	53	40	19	16	48	80
¾	20	16	VSA18F250	120	-	0.160	59	60	45	19	19	53	91
1	25	16	VSA18F320	75	-	0.230	68	67	51	21	22	58	102
1 ¼	32	16	VSA18F400	45	-	0.335	80	79	59	25	26	68	120
1 ½	40	16	VSA18F500	30	-	0.515	94	90	70	27	31	78	140
2	50	16	VSA18F630	18	-	0.890	115	107	84	29	38	93	169
2 ½	65	10	VSA18F750	8	-	1.620	145	129	103	32	44	118	206
3	80	10	VSA18F900	5	-	2.420	168	143	120	36	51	140	242
4	100	10	VSA18F910	2	-	4.015	210	169	141	43	61	160	282



Single union safeblock B.S.P. PVC-U Ball valve with female threaded socket Rp/male thread R

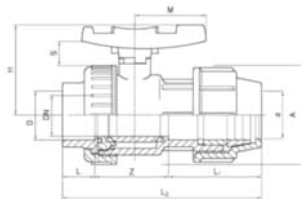


R / Rp [inch]	PN	EPDM Code	SP	GP	kg	A [mm]	H [mm]	M [mm]	S [mm]	L [mm]	Z [mm]	L1 [mm]	L2 [mm]
3/8	16	VSA18S160	180	-	0.095	50	53	40	19	14	53	12.0	67
1/2	16	VSA18S200	180	-	0.095	50	53	40	19	16	55	15.0	71
3/4	16	VSA18S250	120	-	0.150	59	60	45	19	19	61	16.5	80
1	16	VSA18S320	75	-	0.210	68	67	51	21	22	68	19.5	90
1 1/4	16	VSA18S400	45	-	0.320	80	79	59	25	26	84	21.5	110
1 1/2	16	VSA18S500	30	-	0.500	94	90	70	27	31	97	21.5	128
2	16	VSA18S630	18	-	0.845	115	107	84	29	38	119	25.5	157

PF 2 02 956 010



Single union safeblock PVC-U Ball valve with compression fitting

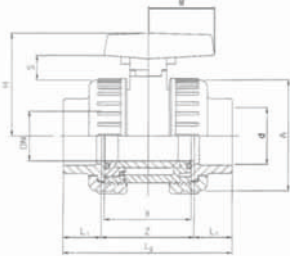


d-d [mm]	DN [mm]	PN	EPDM Code	SP	GP	kg							
50 - 50	40	16	VSA18P500	18	-	0.515							
d-d [mm]	A [mm]	H [mm]	M [mm]	S [mm]	L1 [mm]	Z [mm]	L2 [mm]	L [mm]					
50 - 50	94	90	69.5	27	88	63	182	31					

PF 2 02 956 010

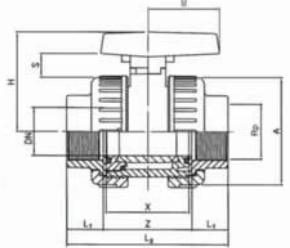
PVC-U not safeblock water ball valves

Double union ball valve ISO PVC-U With solvent cement sockets



PF 2 02 956 010

d [mm]	DN [mm]	PN	EPDM Code	SP	GP	kg	A [mm]	H [mm]	M [mm]	S [mm]	X [mm]	L1 [mm]	Z [mm]	L2 [mm]
20	15	16	VSA21I200	150	-	0.130	50	51	36	12	42	16	48	80
25	20	16	VSA21I250	100	-	0.205	59	58	39	15	48	19	53	91
32	25	16	VSA21I320	60	-	0.300	68	65	45	16	54	22	58	102
40	32	16	VSA21I400	38	-	0.430	80	76	51	18	62	26	68	120
50	40	16	VSA21I500	24	-	0.655	94	88	57	21	72	31	78	140
63	50	16	VSA21I630	13	-	1.120	115	103	66	23	86	38	93	169

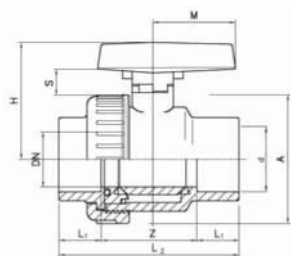


PF 2 02 956 010

Double union ball valve B.S.P PVC-U With threaded sockets Rp

Rp [inch]	DN [mm]	PN	EPDM Code	SP	GP	kg								
½	15	16	VSA21F200	150	-	0.130								
¾	20	16	VSA21F250	100	-	0.205								
1	25	16	VSA21F320	60	-	0.300								
1 ¼	32	16	VSA21F400	38	-	0.430								
1 ½	40	16	VSA21F500	24	-	0.655								
2	50	16	VSA21F630	16	-	1.120								

Rp [inch]	A [mm]	H [mm]	M [mm]	S [mm]	X [mm]	L1 [mm]	Z [mm]	L2 [mm]						
½	50	51	36	12	42	16	48.0	80						
¾	59	58	39	15	48	19	53.0	91						
1	68	65	45	16	54	22	58.0	102						
1 ¼	80	76	51	18	62	26	68.0	120						
1 ½	94	88	57	21	72	31	78.0	140						
2	115	103	66	23	86	38	93.0	169						

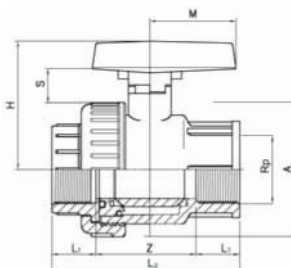


Single union ball valve ISO PVC-U With solvent cement sockets

d [mm]	DN [mm]	PN	EPDM Code	SP	GP	kg
20	15	16	VSA11I200	180	-	0.103
25	20	16	VSA11I250	120	-	0.160
32	25	16	VSA11I320	75	-	0.230
40	32	16	VSA11I400	48	-	0.340
50	40	16	VSA11I500	30	-	0.525
63	50	16	VSA11I630	16	-	0.890
75	65	10	VSA11I750	8	-	1.645
90	80	10	VSA11I900	5	-	2.450
110	100	10	VSA11I910	2	-	4.100

d [mm]	A [mm]	H [mm]	M [mm]	S [mm]	X [mm]	L1 [mm]	Z [mm]	L2 [mm]
20	50	51	36	12	42	16	48	80
25	59	58	39	15	48	19	53	91
32	68	65	45	16	54	22	58	102
40	80	76	51	18	62	26	68	120
50	94	88	57	21	72	31	78	140
63	115	103	66	23	86	38	93	169
75	145	124	78	24	110	44	118	206
90	168	137	84	26	128	51	140	242
110	210	162	96	28	150	61	160	282

PF 2 02 956 010



Single union ball valve B.S.P. PVC-U With threaded sockets Rp

Rp [inch]	DN [mm]	PN	EPDM Code	SP	GP	kg	A [mm]	H [mm]	M [mm]	S [mm]	X [mm]	L1 [mm]	Z [mm]	L2 [mm]
½	15	16	VSA11F200	180	-	0.105	50	51	36	12	42	16	48	80
¾	20	16	VSA11F250	120	-	0.160	59	58	39	15	48	19	53	91
1	25	16	VSA11F320	75	-	0.230	68	65	45	16	54	22	58	102
1 ¼	32	16	VSA11F400	48	-	0.335	80	76	51	18	62	26	68	120
1 ½	40	16	VSA11F500	30	-	0.515	94	88	57	21	72	31	78	140
2	50	16	VSA11F630	18	-	0.893	115	103	66	23	86	38	93	169

PF 2 02 956 010

Spare parts for manual valves

Blue handle

Suitable for VSA22 - VSA18



d [mm]	DN [mm]	Code	SP	GP
16 - 20	15	3VMNG0D20	-	-
25	20	3VMNG0D25	-	-
32	25	3VMNG0D32	-	-
40	32	3VMNG0D40	-	-
50	40	3VMNG0D50	-	-
63	50	3VMNG0D63	-	-
75	65	3VMNG0D75	-	-
90	80	3VMNG0D90	-	-
110	100	3VMNG0D91	-	-

Grey handle

Suitable for VSA11 - VSA21



d [mm]	DN [mm]	Code	SP	GP
16 - 20	10 - 15	3VMNG0A20	-	-
25	20	3VMNG0A25	-	-
32	25	3VMNG0A32	-	-
40	32	3VMNG0A40	-	-
50	40	3VMNG0A50	-	-
63	50	3VMNG0A63	-	-
75	65	3VMNG0A75	-	-
90	80	3VMNG0A90	-	-
110	100	3VMNG0A91	-	-

Plain socket PVC-U metric

Suitable for VSA



d [mm]	d [inch]	PN	Code	SP	GP
16		16	3VCLV1116	-	-
20		16	3VCLV1120	-	-
25		16	3VCLV1125	-	-
32		16	3VCLV1132	-	-
40		16	3VCLV1140	-	-
50		16	3VCLV1150	-	-
63		16	3VCLV1163	-	-
75	2 ½	10	3VCLV1175	-	-
90		10	3VCLV1190	-	-
110		10	3VCLV1191	-	-

Gasket set

Suitable for VSA



d [mm]	EPDM/PTFE/PE Code	SP	GP	kg
16	XSASED160	-	-	0.010
20	XSASED200	-	-	0.010
25	XSASED250	-	-	0.010
32	XSASED320	-	-	0.010
40	XSASED400	-	-	0.015
50	XSASED500	-	-	0.025
63	XSASED630	-	-	0.035
75	XSASED750	-	-	0.045
90	XSASED900	-	-	0.070
110	XSASED910	-	-	0.080

PF 2 02 962 010



Nut PVC-U

Suitable for VSA - VSI - VRO - VRI

d [mm]	DN [mm]	Code	SP	GP
16 - 20	10 - 15	3VGHR0A20	-	-
25	20	3VGHR0A25	-	-
32	25	3VGHR0A32	-	-
40	32	3VGHR0A40	-	-
50	40	3VGHR0A50	-	-
63	50	3VGHR0A63	-	-
75	65	3VGHR0A75	-	-
90	80	3VGHR0A90	-	-
110	100	3VGHR0A91	-	-



Threaded socket B.S.P. Rp PVC-U

Suitable for VSA

G [inch]	PN	Code	SP	GP
3/8	16	3VCLV1F16	-	-
1/2	16	3VCLV1F20	-	-
3/4	16	3VCLV1F25	-	-
1	16	3VCLV1F32	-	-
1 1/4	16	3VCLV1F40	-	-
1 1/2	16	3VCLV1F50	-	-
2	16	3VCLV1F63	-	-
2 1/2	10	3VCLV1F75	-	-
3	10	3VCLV1F90	-	-
4	10	3VCLV1F91	-	-



Plain socket M/M PVC-U metric

Suitable for VSA

d [mm]	PN	Code	SP	GP
16	16	3VCLV1Y16	-	-
20	16	3VCLV1Y20	-	-
25	16	3VCLV1Y25	-	-
32	16	3VCLV1Y32	-	-
40	16	3VCLV1Y40	-	-
50	16	3VCLV1Y50	-	-
90	10	3VCLV1Y90	-	-
110	10	3VCLV1Y91	-	-



Socket PE100

Suitable for VSA - VRO - VRV - VRI

• (*) Traded items

d [mm]	DN [mm]	PN	Code	SP	GP
* 20	15	10	3ECLV200	-	-
* 25	20	10	3ECLV250	-	-
* 32	25	10	3ECLV320	-	-
* 40	32	10	3ECLV400	-	-
* 50	40	10	3ECLV500	-	-
* 63	50	10	3ECLV630	-	-
* 75	65	10	3ECLV750	-	-
* 90	80	10	3ECLV900	-	-
* 110	100	10	3ECLV910	-	-

PVC-U VSA Electrical actuated ball valves for water

General characteristics of ball valves

Double Union Ball Valve - compact type - characterized by an optimal handling (low torque).

The ideal valve to be used upon contact with water.

Installation and use

Make sure you are using the correct voltage.

Special attention should be paid to the correct line up of the installation and to the pipe length to obtain the best possible welding.

Please refer to the specific instructions for assembling the double union ball valve VSA type.

Tecno Plastic technical Dept. will be glad to support you with installation instructions leaflets.

General characteristics of electrical actuator

The servoncontrols are supplied with an upper manual opening feature. The manual opening feature makes it possible to operate the valve in emergency conditions.

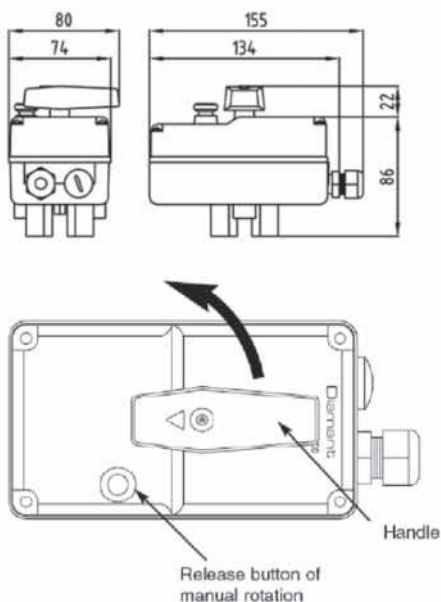
Electrical servocontrols technical features

Valve:	DN From 10 up to 40	DN 50
Servocontrol model:	DIAMANT2000	COMPACT
Type:	Dual-direction Manual opening	Dual-direction Manual opening
Electrical power supply:	24V* 50Hz	24V* 50Hz
Permanent service:	100%	100%
Absorbed power:	from 6,1 up to 16,7 VA (230V) from 6,1 up to 7,5 VA (24V)	12 VA
Manoeuvre time:	35 sec. (90°)	50 sec. (90°)
Degree electrical protection:	IP 65	IP 65
Torque:	11 Nm	35Nm
Working temperature:	-10 + 50°C	-10 + 50°C
Servocontrol:	3 points without relay 1 additional micro	3 points without relay 2 additional micro
Base connection:	ISO5211 F03 – F05 q 9-11	ISO5211 F05 q 11

* Upon request versions 230V 50Hz available

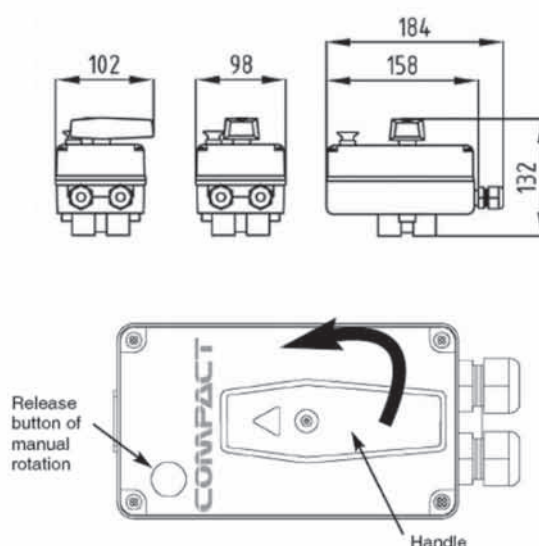
DIAMANT

OVERAL DIMENSIONS (mm) BASIC MODEL

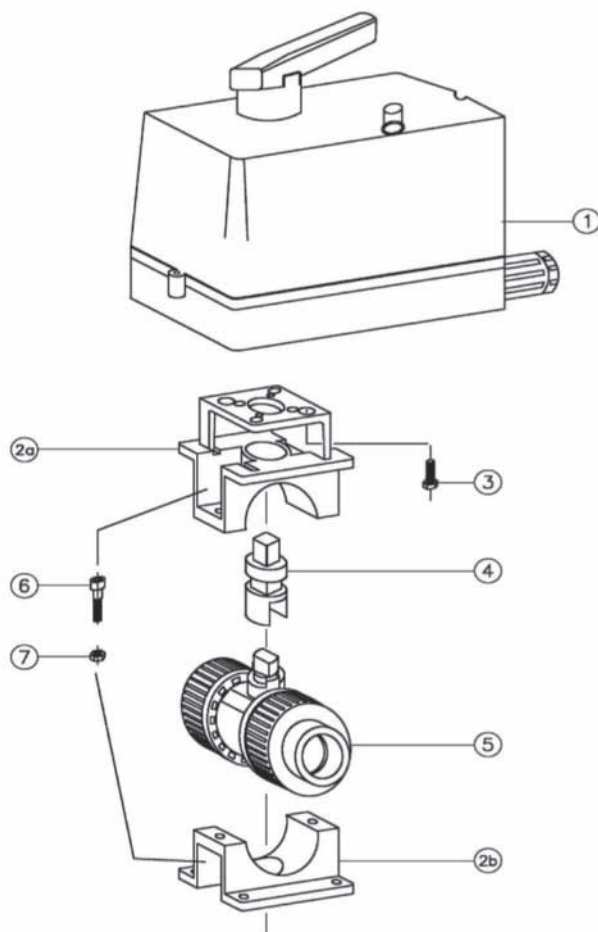


COMPACT

OVERAL DIMENSIONS (mm) BASIC MODEL WITH ISO 5211 ATTACHMENT



PVC-U VSA Electrical actuated ball valves for water



COMPONENTS

Pos	Components	n°	Material
1	Actuator	1	-
2a	Top half bracket	1	PVC
2b	Bottom half bracket	1	PVC
3	Tightening bolt	4	INOX
4	Stem	1	INOX
5	VSA valve	1	PVC
6	Tightening screws	2	INOX

PVC: Polyvinyl chloride

INOX: Stainless steel

DISASSEMBLING AND REASSEMBLING IN CASE OF MAINTENANCE

Our valve is sold fully assembled and ready to be installed. For maintenance of the components please proceed as follows:

- 1- Switch off the actuator from the power supply according to the electrical scheme.
- 2- Unscrew the connecting bolts (6) which fix the actuator brackets (2).
- 3- It is now possible to take out the stem (4) and operate upon the valve or the actuator itself.
 - For disassembling the valve please follow the specific instruction (cf. VSA)
 - For maintenance or substitution of the engine unscrew the bolts (3) to separate the top half bracket (2) a from the body of the actuator (1).

To reassemble the valve act in the opposite way being careful to clean and tight properly all components.

PVC-U electrical actuated ball valves

For water

Ball valve electric 24V AC PVC-U



- VSE22I... = ISO Solvent cement
- VSE22F... = Rp threaded

Rp [inch]	d [mm]	DN [mm]	PN	EPDM Code	SP	GP	kg
3/8		10	6	VSE22F160	-	-	1.420
1/2		15	6	VSE22F200	-	-	1.420
3/4		20	6	VSE22F250	-	-	1.500
1		25	6	VSE22F320	-	-	1.518
1 1/4		32	6	VSE22F400	-	-	2.550
1 1/2		40	6	VSE22F500	-	-	2.800
2		50	6	VSE22F630	-	-	3.400
	16	10	6	VSE22I160	-	-	1.420
	20	15	6	VSE22I200	-	-	1.420
	25	20	6	VSE22I250	-	-	1.500
	32	25	6	VSE22I320	-	-	1.518
	40	32	6	VSE22I400	-	-	2.550
	50	40	6	VSE22I500	1	-	2.800
	63	50	6	VSE22I630	-	-	3.400

Rp [inch]	I [mm]	I1 [mm]	E [mm]	E1 [mm]	E2 [mm]	E3 [mm]	E4 [mm]	H [mm]	H1 [mm]
3/8	59	41	74	56.0	79.0	112.0	50	228	32
1/2	59	41	74	56.0	79.0	112.0	50	228	32
3/4	61	41	76	56.0	79.0	112.0	50	228	37
1	71	41	86	56.0	79.0	112.0	50	228	43
1 1/4	82	45	97	60.0	79.0	112.0	50	228	49
1 1/2	95	49	110	64.0	79.0	112.0	50	228	57
2	113	55	128	70.0	79.0	112.0	50	228	68
	59	41	74	56.0	79.0	112.0	50	228	32
	59	41	74	56.0	79.0	112.0	50	228	32
	61	41	76	56.0	79.0	112.0	50	228	37
	71	41	86	56.0	79.0	112.0	50	228	43
	82	45	97	60.0	79.0	112.0	50	228	49
	95	49	110	64.0	79.0	112.0	50	228	57
	113	55	128	70.0	79.0	112.0	50	228	68

PF 2 02 959 011

Spare parts for actuated valves

Stainless steel For ball valve electric



Suitable for VSA

- ELECTRICAL ACTUATED Ø 8x8 & Ø 11x11 :
The square head Ø 8x8 is at 45°.
For other dimensions, please keep in contact with our sales Dept.
The square head Ø 11x11 is at 45°.
For other dimensions, please keep in contact with our sales Dept.
- (*) Traded items

d [mm]	Code	SP	GP	A [mm]	H [mm]
* 20	2AST04200	-	-	88	16.0
* 25	2AST04250	-	-	8	16.0
* 32	2AST04320	-	-	8	8.0
* 40	2AST02400	-	-	11	12.0
* 50	2AST02500	-	-	11	12.0
* 63	2AST02630	-	-	11	12.0



Ball valve bracket With 6 bolts + 2 nuts

Suitable for VSA

d [mm]	DN [mm]	Code	SP	GP	kg	E [mm]	E1 [mm]	I [mm]	I1 [mm]	I2 [mm]	I3 [mm]	H1 [mm]
16	10	AVSSVM160	-	-	1.000	74	56.0	59	41	25	35	106
20	15	AVSSVM200	-	-	0.334	74	56.0	59	41	25	35	106
25	20	AVSSVM250	-	-	0.342	76	56.0	61	41	25	35	116
32	25	AVSSVM320	-	-	0.342	86	56.0	71	41	25	35	127
40	32	AVSSVM400	-	-	0.377	97	60.0	82	45	25	35	140
50	40	AVSSVM500	-	-	0.426	110	64.0	95	49	25	35	156
63	50	AVSSVM630	-	-	0.506	124	70.0	113	55	25	35	177

PF 2 02 962 011



Ball valve bracket With 2 bolts + 2 nuts

Suitable for VSA

d [mm]	Code	SP	GP	kg
20	AVSSTF200	-	-	0.132
25	AVSSTF250	-	-	0.142
32	AVSSTF320	-	-	0.152
40	AVSSTF400	-	-	0.197
50	AVSSTF500	42	-	0.256
63	AVSSTF630	28	-	0.356

PF 2 02 962 011

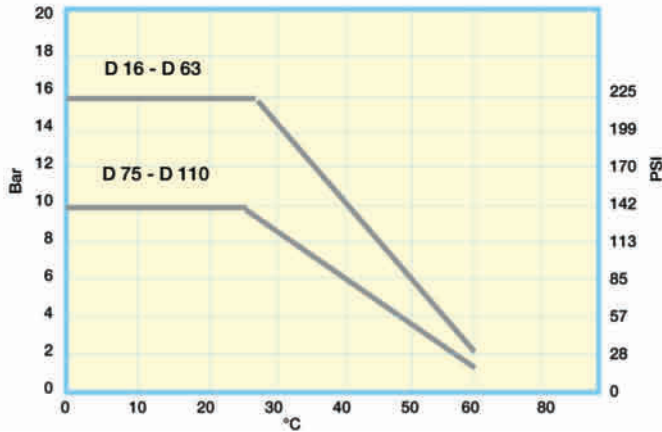
PVC-U Irrigation black ball valves

General characteristics

Black PVC ball valve - economy type - recommended for outdoor installation and irrigation system mainly. It is available with F/F - M/F, quick joint and double quick joint end connection.

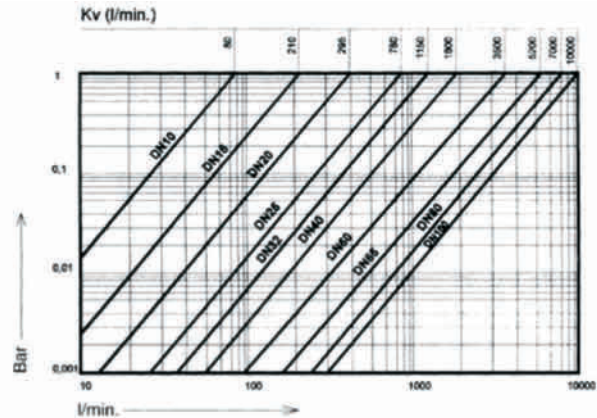
MAX WORKING PRESSURE

The a. m. technical information should be used as a guide. Please consult our Technical dpt for specific queries.



Pressure temperature rating for water and harmless liquid.

CHARGE LOSS



With water at 20°C and the valve in open position

TORQUE

D	G	Nm
16-20	3/8"-1/2"	0,8
25	3/4"	2,5
32	1"	4
40	1" 1/4	8
50	1" 1/2	10
63	2"	14
75	2" 1/2	25
90	3"	32
110	4"	50

Max torque at max working pressure.

Installation and use

For a perfect sealing it is recommended to wind up completely the threaded male end with a good quality PTFE tape.

All connection with cone-shaped male threads should be carefully avoided as they can finally break the female socket during jointing or running procedures.

Avoid use of keys to screw the nuts because they can produce breakings.

Sand or other impurities must be absent before starting the installation because they can damage the ball or the seat.

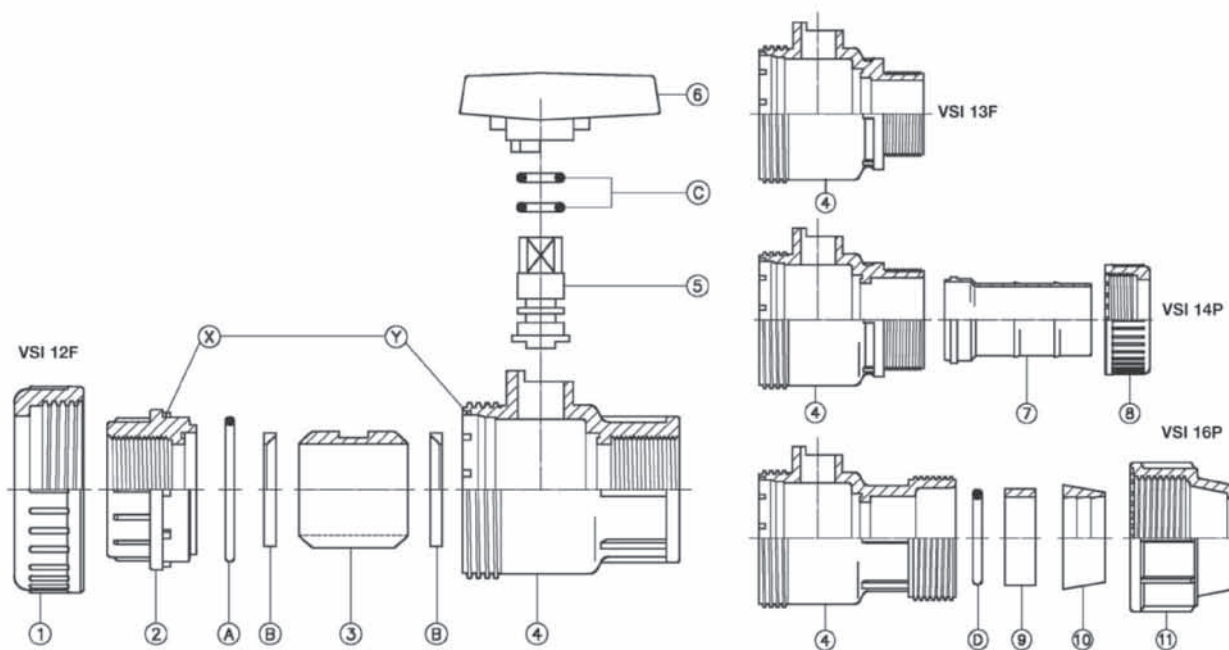
The use of wrench is not allowed. It is important to avoid rapid closure/opening of the valve to eliminate the possibility of water hammer causing damage to the pipeline.

It is necessary that all installation and maintenance personnel become familiar with the proper solvent cement and thread joining procedures.

TP technical dept. will be glad to support you with installation instruction leaflets.



PVC-U Irrigation black ball valves



VALVE COMPONENTS

Pos	Components	n°	Material
1	Union nut	1	PVC
2	Support	1	PVC
3	Ball	1	PVC
4	Body	1	PVC
5	Stem	1	PVC
6	Handle	1	PVC
7	Hose adaptor	1	PP
8	Hose adaptor nut	1	PVC
9	Packing presser bush	1	PVC
10	Clip-ring	1	POM
11	Quick joint nut	1	PVC
A	O-ring support	1	EPDM
B	Ball seal	2	PTFE+PE
C	O-ring stem	2	EPDM
D	Quick joint O-ring	1	EPDM

PVC: Cloruro di polivinile rigido

EPDM: Ethylene-propylene

PTFE+PE: Polytetrafluoroethylene+polyethylene

POM: Polyacetale

PP: Polypropylene homopolymere thermoresistant

DISASSEMBLING AND REASSEMBLING IN CASE OF MAINTENANCE

Single union VSI cannot be radially disassembled from the installation.

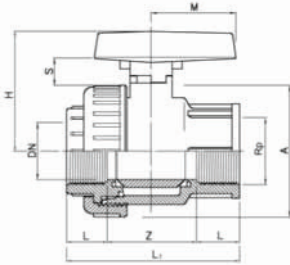
TP does not recommend to take out the support (2) from its seat when making up the connection. In any case if the valve is disassembled, be sure that the socket O-ring (A) does not come out of its groove and insert the teeth (X) of the support (2) in their correct seat (Y).

After taking out the support (2) it is possible to reach the internal parts of the valve in order to check the state of the O-ring and substitute them if necessary.

To reassemble the valve please act the other way taking care of replacing the O-ring correctly into their seats duly cleaned.

PVC-U irrigation black ball valves

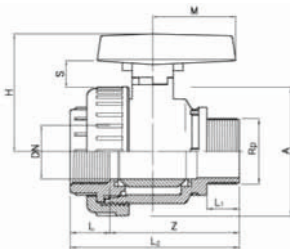
Single union ball valve B.S.P PVC-U With threaded sockets Rp



PF 2 02 958 010

Rp [inch]	PN	EPDM Code	SP	GP	kg	A [mm]	H [mm]	M [mm]	S [mm]	L [mm]	Z [mm]	L1 [mm]
½	16	VSI12F200	200	-	0.095	50	51	36	12	16	36	68
¾	16	VSI12F250	120	-	0.150	59	58	39	15	19	42	80
1	16	VSI12F320	75	-	0.220	68	65	45	16	22	46	90
1 ¼	16	VSI12F400	50	-	0.320	80	76	51	18	24	53	101
1 ½	16	VSI12F500	30	-	0.490	94	88	57	21	24	63	111
2	16	VSI12F630	18	-	0.830	115	103	66	23	28	78	134
2 ½	10	VSI12F750	10	-	1.525	145	124	78	24	33	96	162
3	10	VSI12F900	6	-	2.260	168	137	84	26	36	108	180
4	10	VSI12F910	2	-	4.370	210	162	96	28	42	139	223

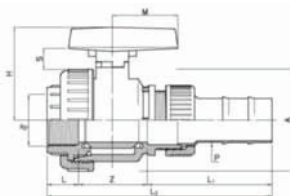
Single union ball valve B.S.P. PVC-U With threaded socket Rp/male thread R



PF 2 02 958 010

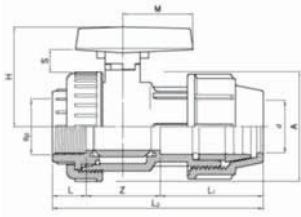
R/Rp [inch]	PN	EPDM Code	SP	GP	kg	A [mm]	H [mm]	M [mm]	S [mm]	L [mm]	Z [mm]	L1 [mm]	L2 [mm]
½	16	VSI13F200	200	-	0.095	50	51	36	12	16	55	15.0	71
¾	16	VSI13F250	120	-	0.150	59	58	39	15	19	61	16.5	80
1	16	VSI13F320	75	-	0.210	68	65	45	16	22	68	19.5	90
1 ¼	16	VSI13F400	50	-	0.320	80	76	51	18	24	84	21.5	108
1 ½	16	VSI13F500	30	-	0.495	94	88	57	21	24	97	21.5	121
2	16	VSI13F630	18	-	0.845	115	103	66	23	28	119	25.5	147

Valve with nut and hose adaptor PVC-U



PF 2 02 958 010

d [mm]	Rp [inch]	PN	EPDM Code	SP	GP	kg	A [mm]	H [mm]	M [mm]	S [mm]	L [mm]	Z [mm]	L1 [mm]	L2 [mm]
32	1	16	VSI14P32D	50	-	0.260	115	103	66	23	22	68	75	165



Valve with compression fitting PVC-U

d [mm]	Rp [inch]	PN	EPDM Code	SP	GP	kg	A [mm]	H [mm]	M [mm]	S [mm]	L [mm]	Z [mm]	L1 [mm]	L2 [mm]
20	1 ½	16	VSI16P200	130	-	0.135	50	514	36	12	16	36	50	102
25	½	16	VSI16P250	90	-	0.200	59	58	39	15	19	42	57	118
32	1	16	VSI16P320	50	-	0.300	68	65	45	16	22	46	64	132
40	1 ¼	16	VSI16P400	10	-	0.460	80	76	51	18	24	53	76	153
50	1 ½	16	VSI16P500	20	-	0.730	94	88	57	21	24	63	88	175
63	2	16	VSI16P630	12	-	1.200	115	103	66	23	28	78	100	206

PF 2 02 958 010

PP irrigation cylindric valves

Offtake with rubber/tape



PF 2 02 958 012

- (*) Traded items

d-d [mm]	PN	Code	SP	GP	kg
* 16 - 16	4	VCLDGT16A	400	400	0.024

Male thread/tape



PF 2 02 958 012

- (*) Traded items

G [inch]	d [mm]	PN	Code	SP	GP	kg
* 1/2	16	4	VCLFMT20A	450	450	0.025
* 3/4	16	4	VCLFMT25A	400	400	0.027

Offtake with rubber/tape and fixed nut



PF 2 02 958 012

- (*) Traded items

d-d [mm]	PN	Code	SP	GP	kg
* 16 - 16	4	VCLDGF16A	400	400	0.024

Offtake with rubber

Suitable for PE or PN 4-6 pipe connection



PF 2 02 958 012

- (*) Traded items

d-d [mm]	PN	Code	SP	GP	kg
* 16 - 16	4	VCLDGE16A	400	400	0.025
* 16 - 20	4	VCLDGE16B	400	400	0.028

Male threaded

Suitable for PR or PN 4-6 pipe connection



PF 2 02 958 012

- (*) Traded items

G [inch]	d [mm]	PN	Code	SP	GP	kg
* 1/2	16	4	VCLFME20A	450	450	0.025
* 1/2	20	4	VCLFME20B	400	400	0.028
* 3/4	16	4	VCLFME25A	400	400	0.028
* 3/4	20	4	VCLFME25B	350	350	0.031

Hose adaptor/hose adaptor



PF 2 02 958 012

d-d [mm]	PN	Code	SP	GP	kg
* 16 - 16	4	VCLPRG160	500	500	0.016
* 20 - 20	4	VCLPRG200	500	500	0.020
* 25 - 25	4	VCLPRG250	400	400	0.020

Pobrano ze strony:
gambitsystems.pl

